

Note: In this problem set, expressions in green cells match corresponding expressions in the text answers.

Problems 1 - 5. Period, "Fundamental Period"

The fundamental period is the smallest positive period.

Find it for:

1. $\cos x$, $\sin x$, $\cos 2x$, $\sin 2x$, $\cos \pi x$, $\sin \pi x$, $\cos 2\pi x$, $\sin 2\pi x$

```
Clear["Global`*"]
```

```
FunctionPeriod[{Cos[x], Sin[x]}, {x, x}]
```

```
{2  $\pi$ , 2  $\pi$ }
```

```
FunctionPeriod[{Cos[2 x], Sin[2 x]}, {x, x}]
```

```
{ $\pi$ ,  $\pi$ }
```

```
FunctionPeriod[{Cos[Pi x], Sin[Pi x]}, {x, x}]
```

```
{2, 2}
```

```
FunctionPeriod[{Cos[2 Pi x], Sin[2 Pi x]}, {x, x}]
```

```
{1, 1}
```

There is some disagreement about what a fundamental period is. The text would have the last two results as {1,1} and {1/2, 1/2} (though it agrees with the first two).

```
Clear["Global`*"]
```

```
tre = Cos[2 Pi x]
```

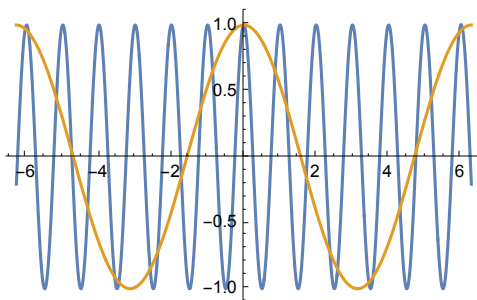
```
Cos[2  $\pi$  x]
```

```
tre2 = Cos[x]
```

```
Cos[2  $\pi$  x]
```

```
Cos[x]
```

```
Plot[{tre, tre2}, {x, -2 Pi, 2 Pi}]
```



It seems inconsistent to me to hold that the fundamental period of tre is $1/2$ while that of tre2 is 2π . I think the MM A convention for the period of the former is to be preferred, and

it seems to agree with the initial explanation and initial plot in the text.

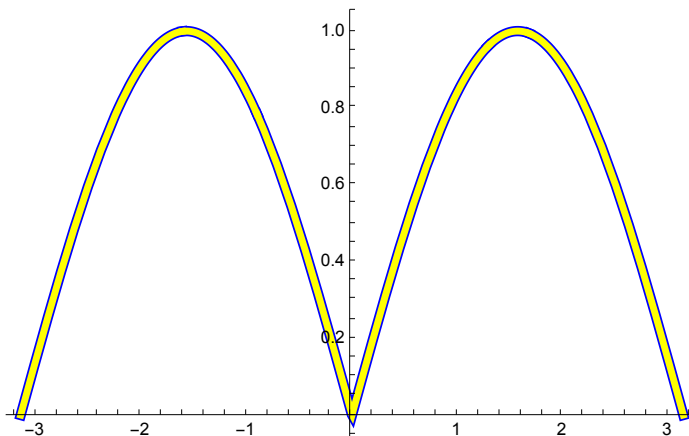
Problems 6 - 10. Graphs of 2π - periodic functions.

Sketch or graph $f(x)$ which for $-\pi < x < \pi$ is given as follows.

7. $f(x) = |\sin x|, f(x) = \sin|x|$

```
Clear["Global`*"]
absw = Abs[Sin[x]]
Abs[Sin[x]]
absp = Sin[Abs[x]]
Sin[Abs[x]]

(*plot1 = Plot[absw, {x, -Pi, Pi},
  PlotStyle -> {Yellow, Thickness[0.005]}, ImageSize -> 250];*)
plot1 = Plot[absw, {x, -Pi, Pi}, PlotStyle -> {Yellow, Thickness[0.01]}];
plot2 = Plot[absp, {x, -Pi, Pi}, PlotStyle -> {Blue, Thickness[0.015]}];
Show[plot2, plot1]
```

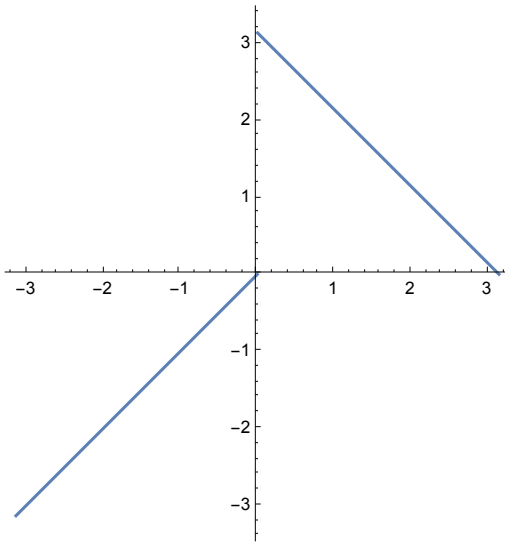


Golden Arches!

9. $f(x) = \begin{cases} x & \text{if } -\pi < x < 0 \\ \pi - x & \text{if } 0 < x < \pi \end{cases}$

```
Clear["Global`*"]
```

```
Plot[Piecewise[{{x, -Pi < x < 0}, {Pi - x, 0 < x < Pi}},
{x, -Pi, Pi}, AspectRatio -> Automatic]
```



Problems 12 - 31. Fourier Series. Find the Fourier series of the given function $f(x)$, which is assumed to have the period 2π . Sketch or graph the partial sums up to that including $\cos 5x$ and $\sin 5x$.

13. $f(x)$ in problem 9.

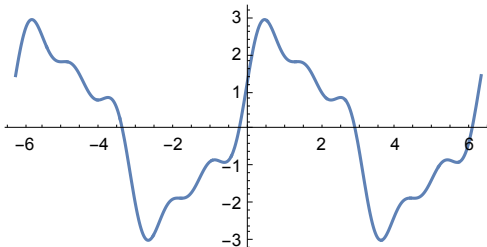
```
e1 = ExpToTrig[
  FourierSeries[Piecewise[{{x, -Pi < x < 0}, {Pi - x, 0 < x < Pi}}, x, 6]]

$$\frac{4 \cos[x]}{\pi} + \frac{4 \cos[3x]}{9\pi} + \frac{4 \cos[5x]}{25\pi} + 2 \sin[x] + \frac{2}{3} \sin[3x] + \frac{2}{5} \sin[5x]$$

```

This answer agrees with text's, except it doesn't show the ellipsis at the end of each half of the series expression.

```
Plot[e1, {x, -2 π, 2 π}, AspectRatio -> Automatic]
```



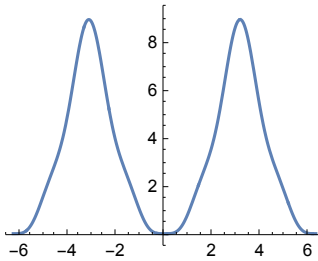
15. $f(x) = x^2$ ($0 < x < 2\pi$)

```
e2 = ExpToTrig[FourierSeries[x^2, x, 4]]
```

$$\frac{\pi^2}{3} - 4 \cos[x] + \cos[2x] - \frac{4}{9} \cos[3x] + \frac{1}{4} \cos[4x]$$

The above answer does not agree with the text. Some surfing to a couple of sites shows that the answer is correct; however, the text has in mind a hand process to illustrate the basic theoretical procedure. Thus, in this problem, the text retains the sine half of the answer, even though, as an even function, the Fourier series for the problem function drops all sine parts.

```
Plot[e2, {x, -2 Pi, 2 Pi}, AspectRatio -> Automatic]
```



$$17. f(x) = \begin{cases} \pi + x & \text{if } -\pi < x < 0 \\ \pi - x & \text{if } 0 < x < \pi \end{cases}$$

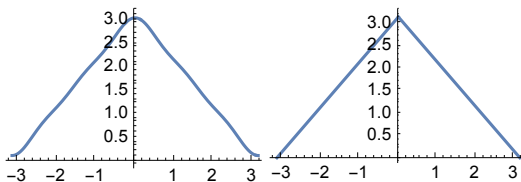
```
e3 = ExpToTrig[FourierSeries[
  Piecewise[{{Pi + x, -Pi < x < 0}, {Pi - x, 0 < x < Pi}}, x, 6]]
```

$$\frac{\pi}{2} + \frac{4 \cos[x]}{\pi} + \frac{4 \cos[3x]}{9\pi} + \frac{4 \cos[5x]}{25\pi}$$

```
e4 = Piecewise[{{Pi + x, -Pi < x < 0}, {Pi - x, 0 < x < Pi}}, {x, -Pi, Pi}]
```

$$\begin{cases} \pi + x & -\pi < x < 0 \\ \pi - x & 0 < x < \pi \\ \{x, -\pi, \pi\} & \text{True} \end{cases}$$

```
p1 = Plot[e3, {x, -Pi, Pi}]; p2 = Plot[e4, {x, -Pi, Pi}];
Show[p1] Show[p2]
```



The answer, e3, agrees with the text answer. The problem was posed graphically as e4, and it is interesting to see the conformance obtained by the specified number of terms.

$$19. f(x) = \begin{cases} 0 & \text{if } -\pi < x < 0 \\ x & \text{if } 0 < x < \pi \end{cases}$$

```

Clear["Global`*"]

e1 = ExpToTrig[
  FourierSeries[Piecewise[{{0, -Pi < x < 0}, {x, 0 < x < Pi}}, x, 6]]


$$\frac{\pi}{4} - \frac{2 \cos[x]}{\pi} - \frac{2 \cos[3 x]}{9 \pi} - \frac{2 \cos[5 x]}{25 \pi} + \sin[x] -$$

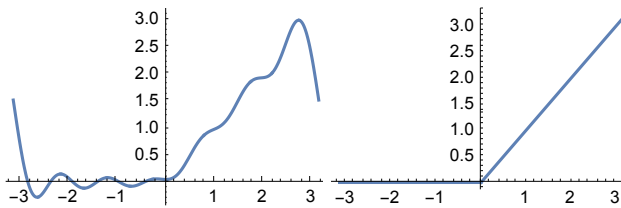

$$\frac{1}{2} \sin[2 x] + \frac{1}{3} \sin[3 x] - \frac{1}{4} \sin[4 x] + \frac{1}{5} \sin[5 x] - \frac{1}{6} \sin[6 x]$$


e2 = Piecewise[{{0, -Pi < x < 0}, {x, 0 < x < Pi}}, {x, -Pi, Pi}]

{ 0          -pi < x < 0
  x          0 < x < pi
  {x, -pi, pi} True

p1 = Plot[e1, {x, -pi, pi}]; p2 = Plot[e2, {x, -pi, pi}];
Show[p1] Show[p2]

```



The answer, e1, agrees with the text answer. The problem was posed graphically as e2, and it is interesting to see the conformance obtained by the specified number of terms.

$$21. f(x) = \begin{cases} -x - \pi & \text{if } -\pi < x < 0 \\ -x + \pi & \text{if } 0 < x < \pi \end{cases}$$

```

Clear["Global`*"]

e1 = ExpToTrig[FourierSeries[
  Piecewise[{{-x - pi, -Pi < x < 0}, {-x + pi, 0 < x < Pi}}, x, 6]]

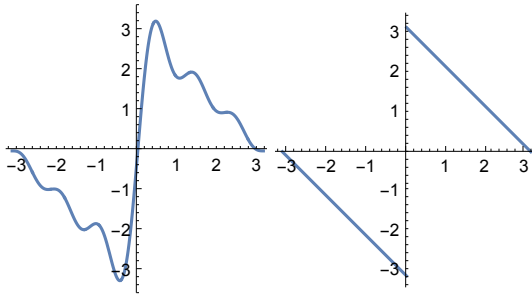
2 Sin[x] + Sin[2 x] +  $\frac{2}{3}$  Sin[3 x] +  $\frac{1}{2}$  Sin[4 x] +  $\frac{2}{5}$  Sin[5 x] +  $\frac{1}{3}$  Sin[6 x]

e2 = Piecewise[{{-x - pi, -Pi < x < 0}, {-x + pi, 0 < x < Pi}}, {x, -pi, pi}]

{ -pi - x    -pi < x < 0
  pi - x     0 < x < pi
  {x, -pi, pi} True

```

```
p1 = Plot[e1, {x, - $\pi$ ,  $\pi$ }, AspectRatio  $\rightarrow$  Automatic];  
p2 = Plot[e2, {x, - $\pi$ ,  $\pi$ }, AspectRatio  $\rightarrow$  Automatic];  
Show[p1] Show[p2]
```



The answer, e_1 , agrees with the text answer. The problem was posed graphically as e_2 .